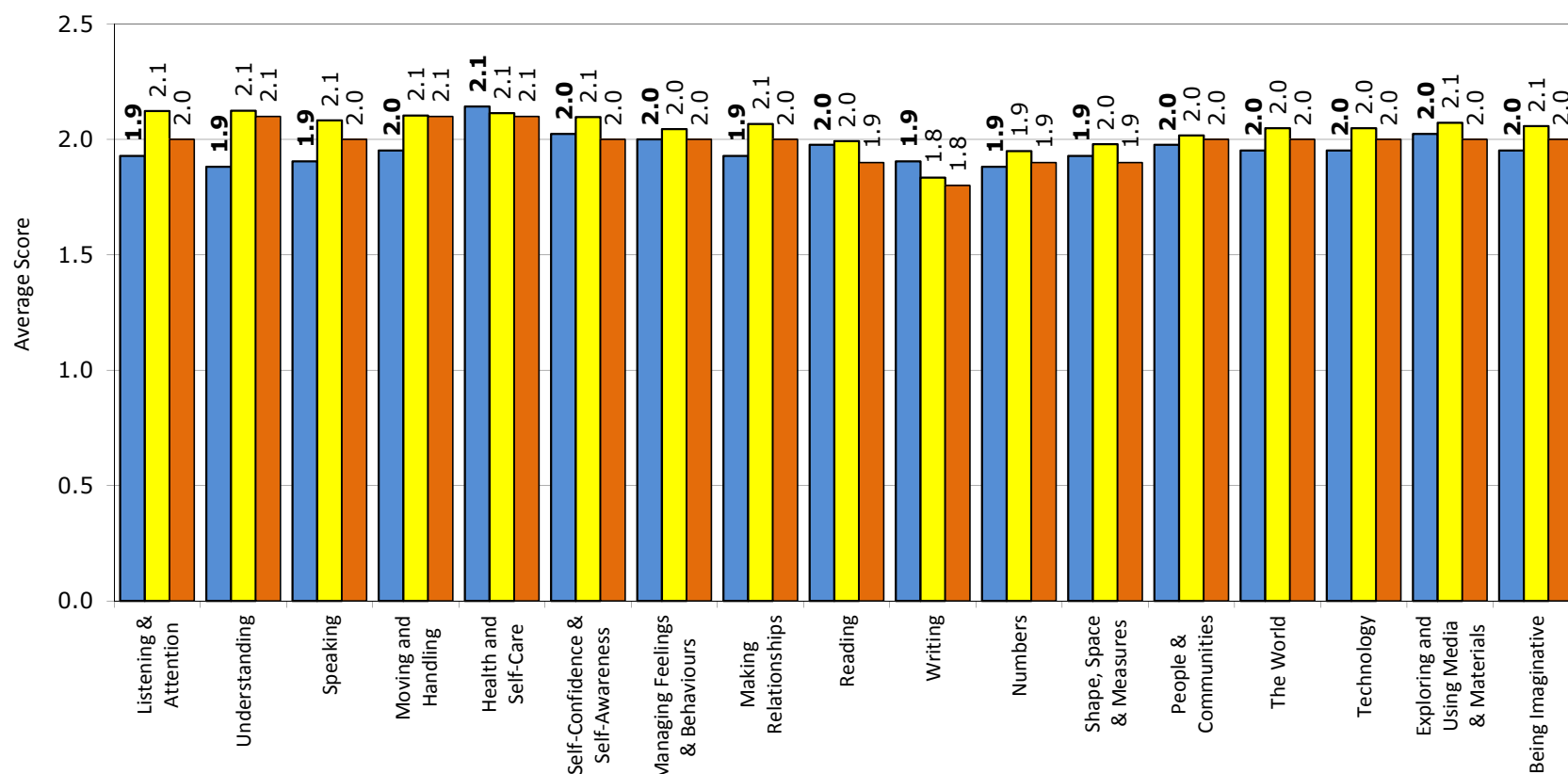


School
Cornwall
National

Pensans Primary School (DfE: 3894)



Early Years Foundation Stage Profile 2016: Average Score in each of the 17 Aspects



Average Total Score = 33.3 (Cornwall = 34.8 National = 34.4)

School Assessments are based on 42 pupils.

Cornwall and national figures represent all state-funded pupils.

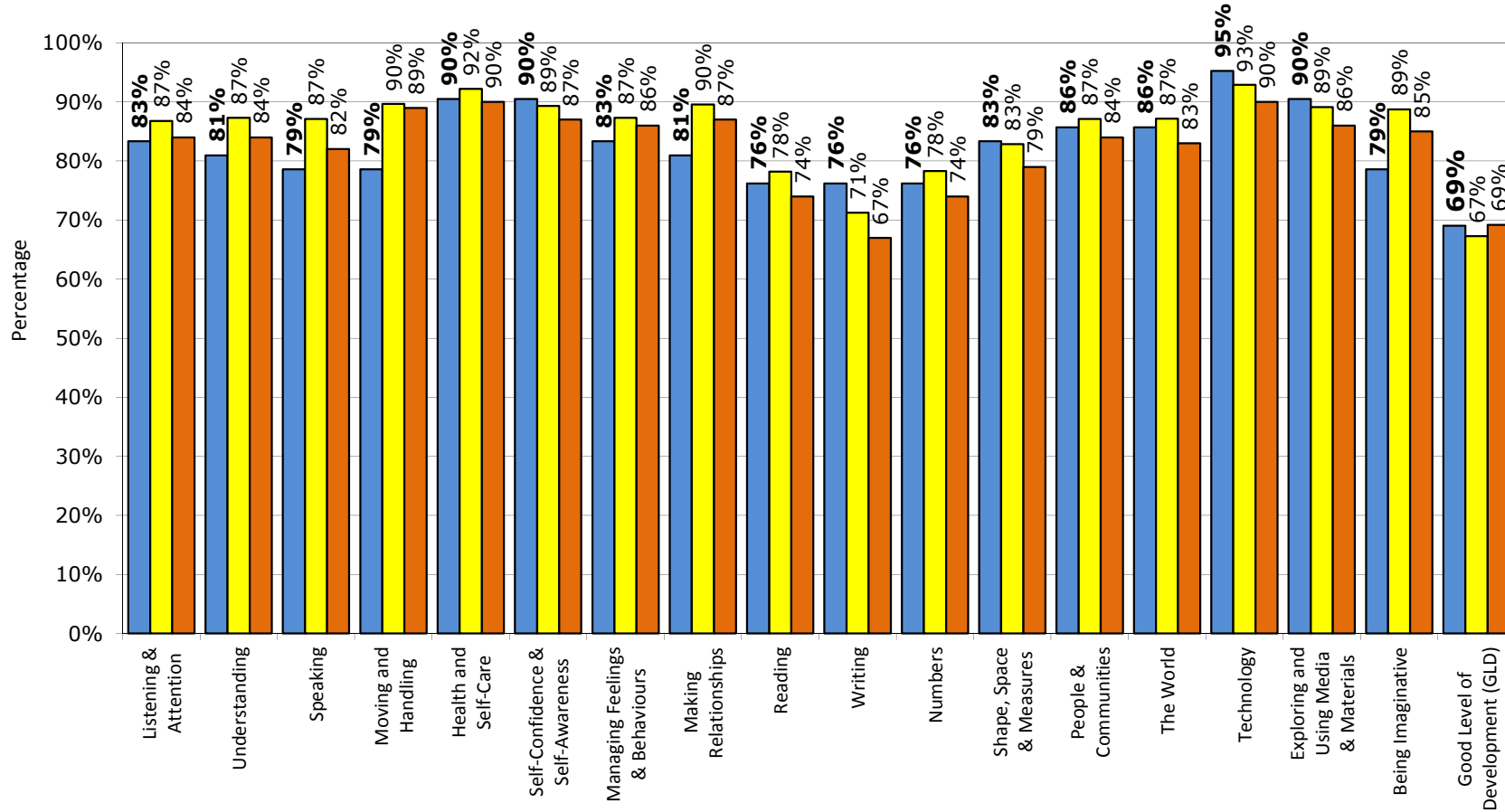
Averages in each aspect are based on the following scoring: Emerging = 1, Expected = 2 and Exceeding = 3. The Total Score is all scores combined which is then averaged across the whole group.

Pensans Primary School (DfE: 3894)

Early Years Foundation Stage Profile 2016: Percentage of Pupils Achieving At Least the Expected Level (ELG) in each Aspect



■ School
■ Cornwall
■ National



School Assessments are based on 42 pupils.

Cornwall and national figures represent all state-funded pupils.

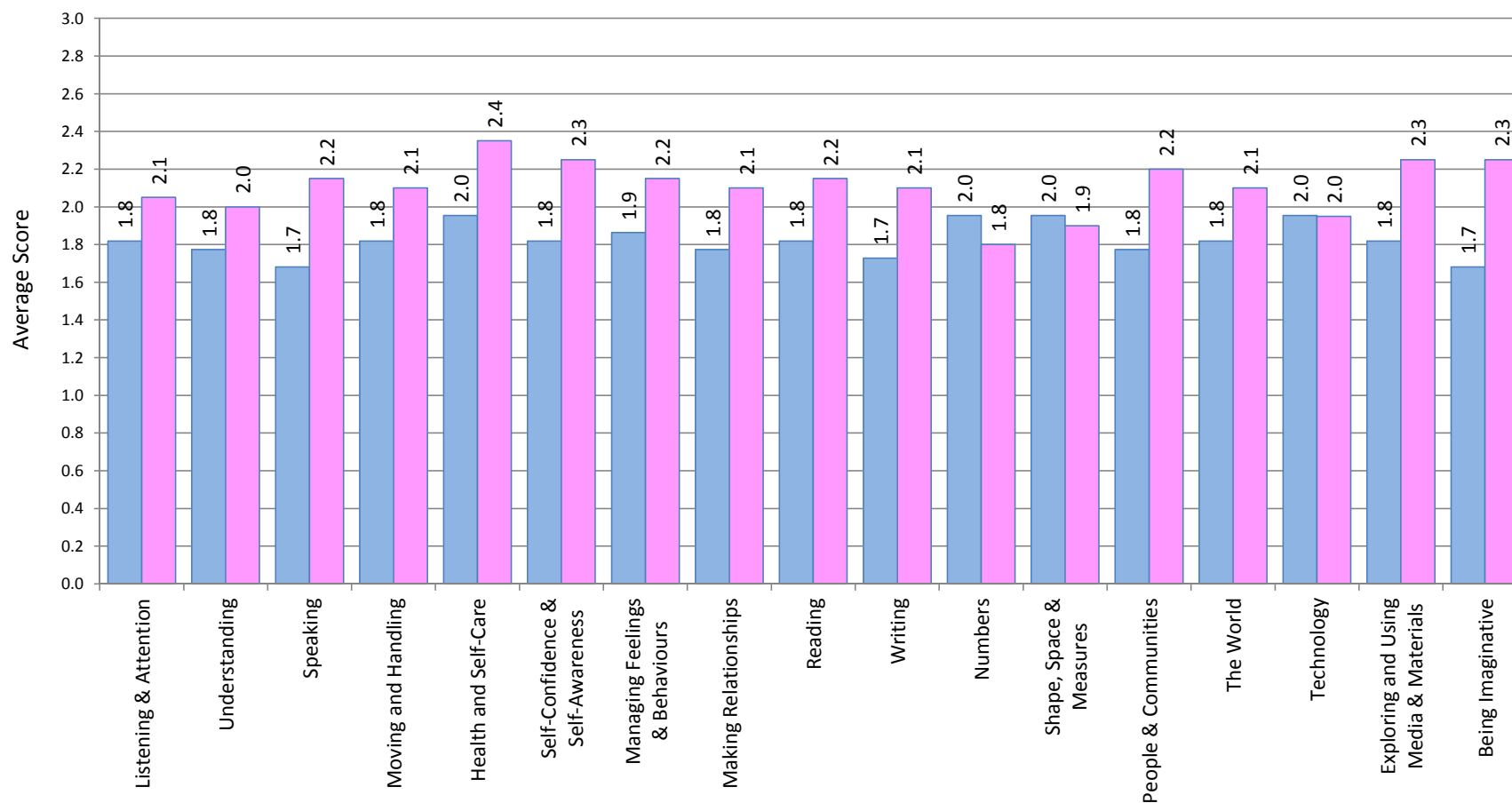
Good Level of Development: Achieving at least the Early Learning Goals (ELGs) within the three prime areas: communication language, physical development and PSED, and the ELGs within the literacy and maths areas.

Male
Female

Pensans Primary School (DfE: 3894)



School Analysis by Gender Early Years Foundation Stage Profile 2016: Average Score in each of the 17 Aspects



Average Total Score (Cornwall figures in brackets): Males: 31 (33.5), Females: 35.9 (36.2)

Based on 22 Boys(s) and 20 Girl(s).

Averages in each aspect are based on the following scoring: Emerging = 1, Expected = 2, Exceeding = 3. The Total Score is all scores combined which is then averaged across the whole group

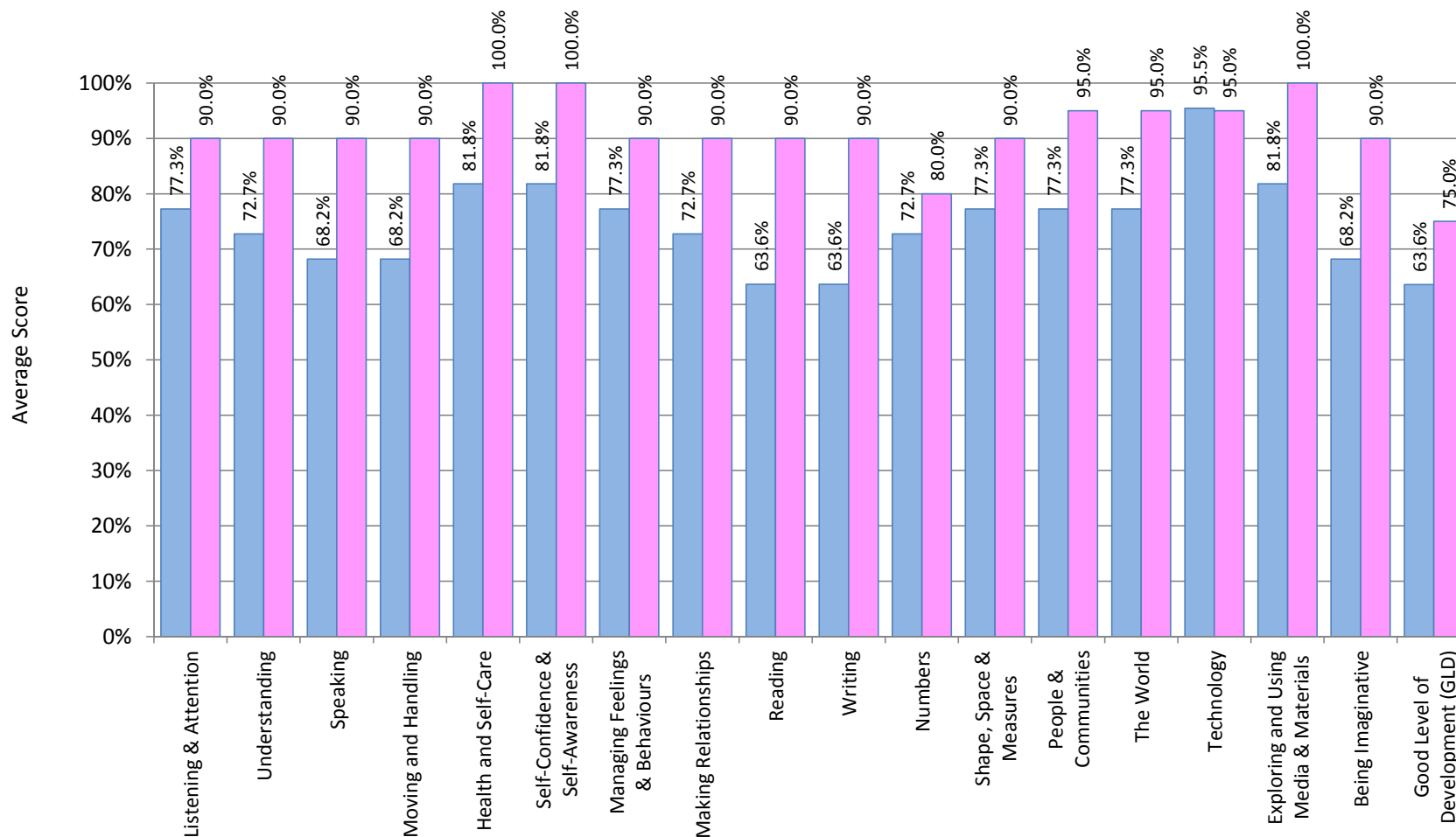
Male
Female

Pensans Primary School (DfE: 3894)



School Analysis by Gender Early Years Foundation Stage Profile 2016

: Percentages of Pupils Achieving the Early Learning Goal (ELG in each Aspect)



Percentage achieving GLD (Cornwall figures in brackets): Males: 63.6% (59%), Females: 75% (77%)

Based on 22 Boys(s) and 20 Girl(s).

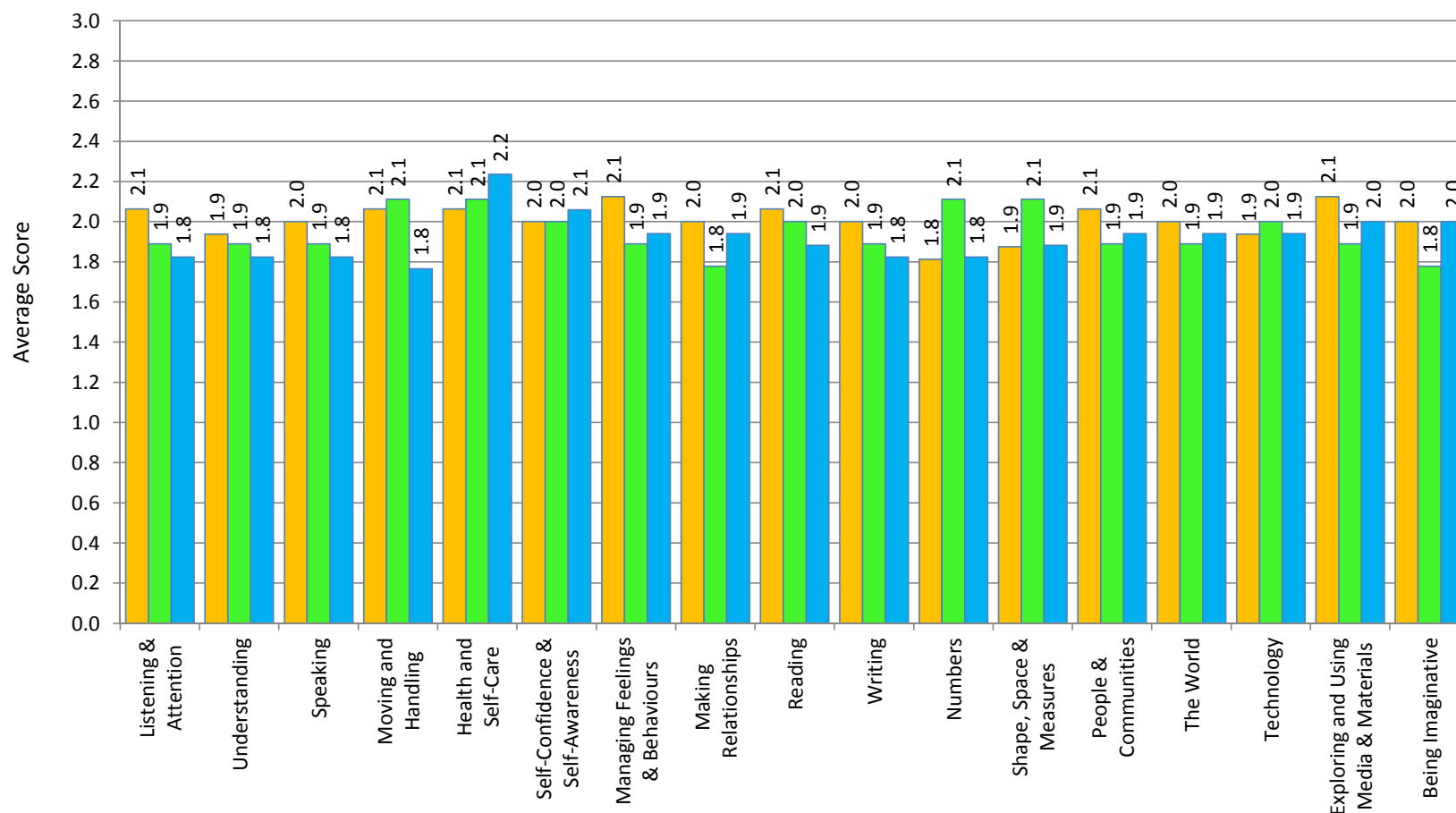
Good Level of Development: Achieving the ELGs within the three prime areas: Communication & Language, Physical Development, PSED and the ELGs within the Literacy and Mathematics areas.

Autumn
Spring
Summer

Pensans Primary School (DfE: 3894)



Analysis by Term of Birth Early Years Foundation Stage Profile 2016: Average Score in each of the 17 Aspects



Average Total Score (Cornwall figures in brackets): Autumn: 34.1 (37), Spring: 33.1 (34.9), Summer: 32.6 (32.8)

Based on 16 Autumn born pupil(s), 9 Spring born pupil(s) and 17 Summer born pupil(s).

Cornwall figures represent all state-funded pupils

Averages in each aspect are based on the following scoring: Emerging = 1, Expected = 2, Exceeding = 3. The Total Score is all scores combined which is then averaged across the whole group

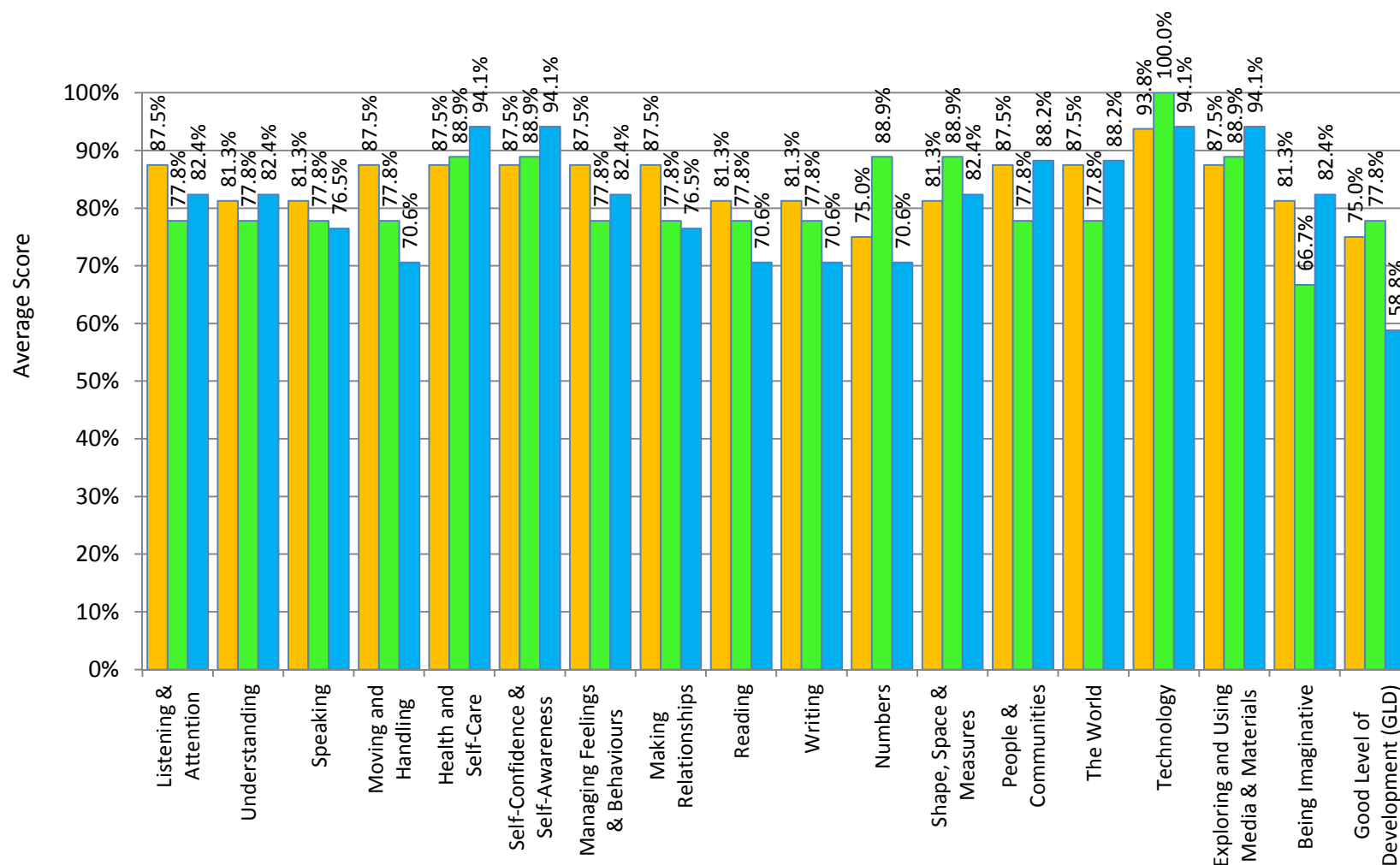
Autumn
n
Spring

Pensans Primary School (DfE: 3894)



Analysis by Term of Birth

Early Years Foundation Stage Profile 2016: Percentage of Pupils Achieving the Early Learning Goal (ELG) in each Aspect



Percentage achieving the GLD (Cornwall figures in brackets): Autumn: 75% (78%), Spring: 77.8% (68%), Summer: 58.8% (57%)

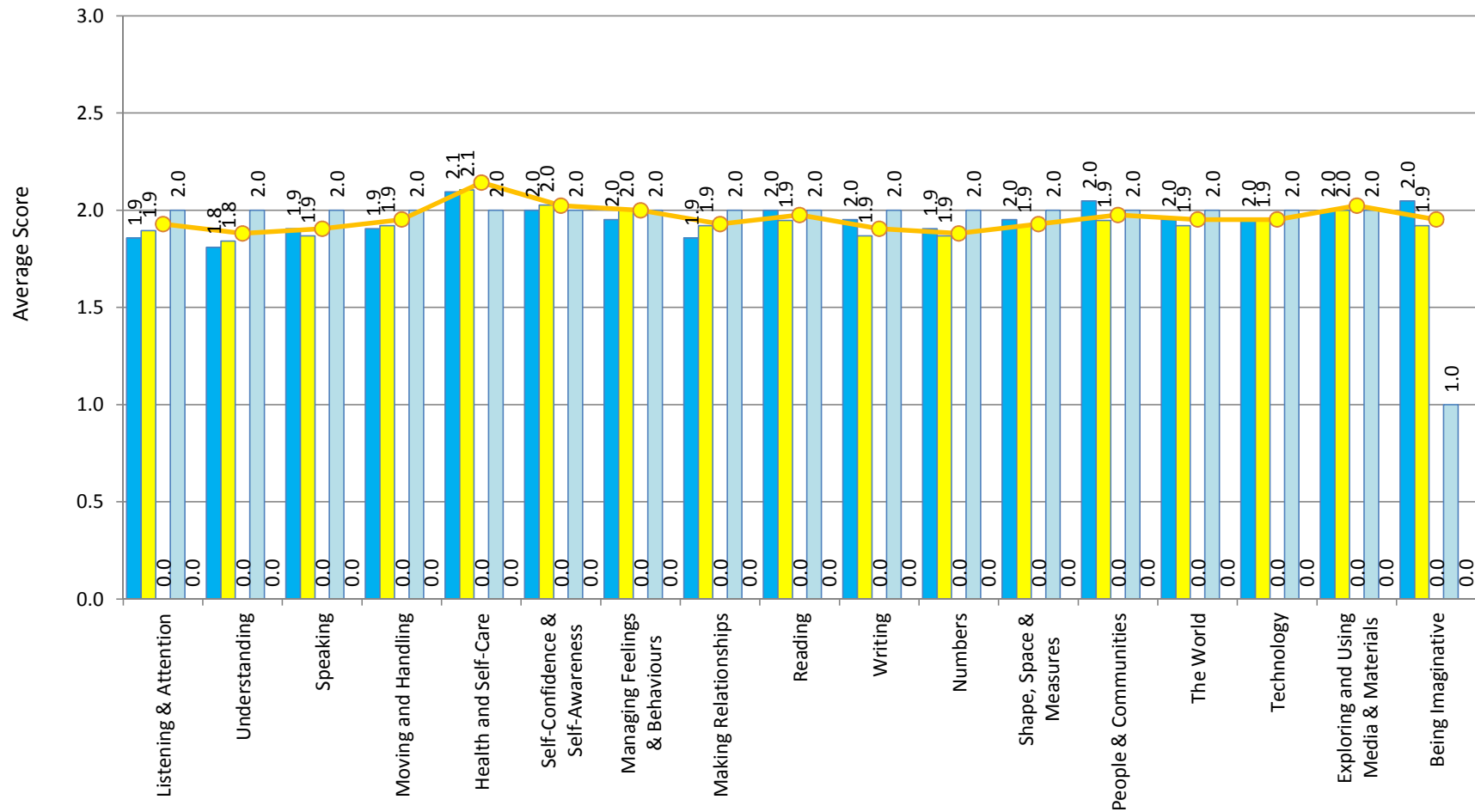
Based on 16 Autumn born pupil(s), 9 Spring born pupil(s) and 17 Summer born pupil(s).

Good Level of Development: Achieving the ELGs within the three prime areas: Communication & Language, Physical Development, PSED and the ELGs within the Literacy and Mathematics areas.

- FSM6
- 30% Most deprived areas nationally (IMD)
- Service Children
- BME
- EAL
- All Pupils

Pensans Primary School (DfE: 3894)

Analysis by Pupil Groups Early Years Foundation Stage Profile 2016: Average Score in each of the 17 Aspects



FSM6 based on 21 pupil(s), 30% Most Deprived based on 38 pupil(s), Service Children based on 0 pupil(s), BME based on 1 pupil(s), EAL based on 0 pupil(s).

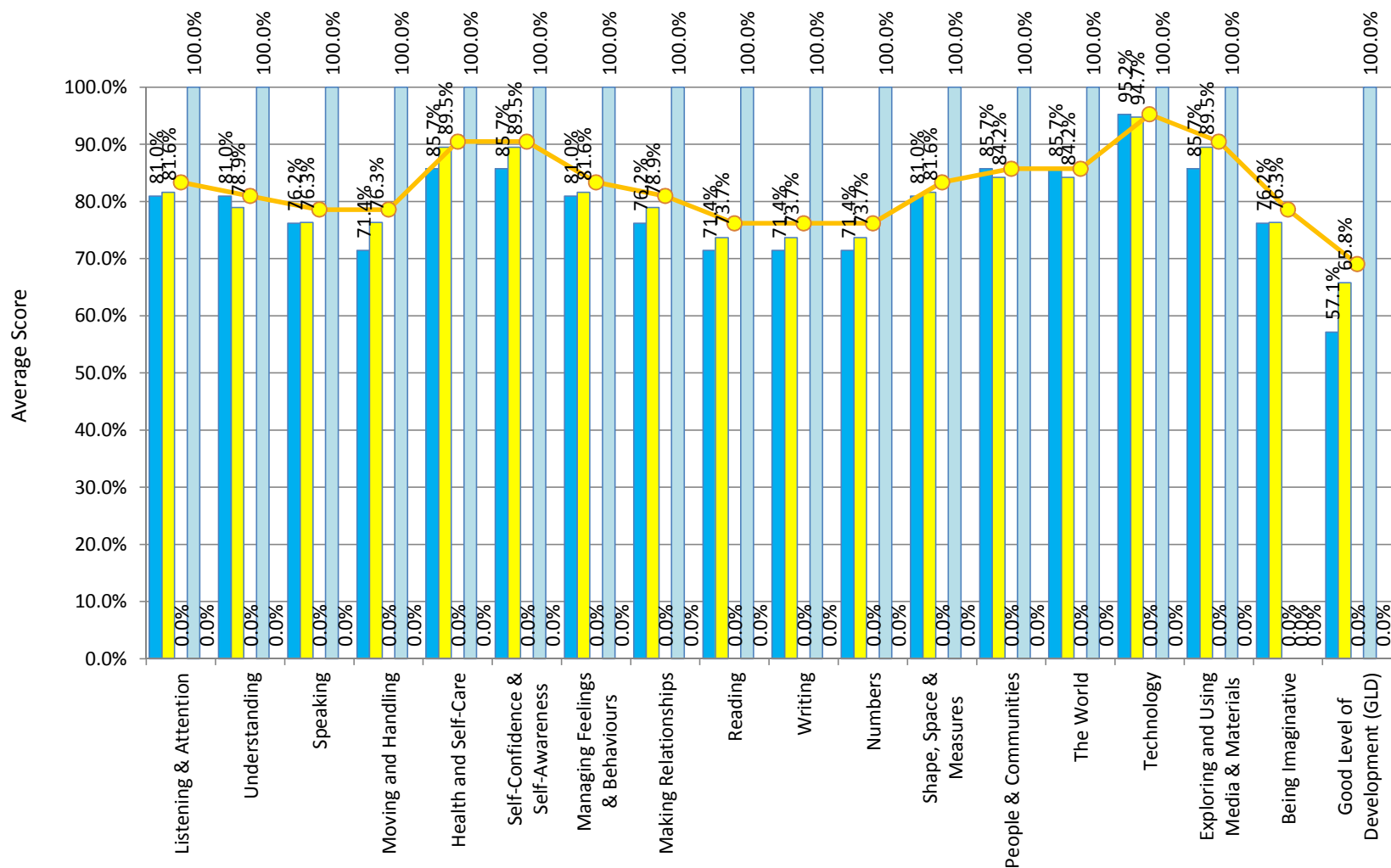
Averages in each aspect are based on the following scoring: Emerging = 1, Expected = 2, Exceeding = 3. The Total Score is all scores combined which is then averaged across the whole group

- FSM6
- 30% Most deprived areas nationally (IMD)
- Service Children
- BME
- EAL
- All Pupils

Pensans Primary School (DfE: 3894)



Analysis by Pupil Groups - Early Years Foundation Stage Profile 2016: Percentage of Pupils Achieving At Least the Expected Level (ELG) in each Aspect



FSM6 based on 21 pupil(s), 30% Most Deprived based on 38 pupil(s), Service Children based on 0 pupil(s), BME based on 1 pupil(s), EAL based on 0 pupil(s).

Good Level of Development: Achieving the ELGs within the three prime areas: communication & language, physical development, PSED and the ELGs within the literacy and mathematics areas.