

Y4/5 Cornwall My Home

Each Wednesday afternoon the children will be expected to complete the same work at home as the children who are in school. Children at home on Wednesday afternoons will also be expected to access 10 minutes of Sumdog maths and spellings and TT rockstars . Children who are isolating at home will also be expected to complete these activities alongside any other work, Seesaw and Sumdog. Below are some activities to complete over the next 5 weeks We ask that at least 1 a week is completed. You can photograph the work and upload it to Seesaw or bring the work in on Thursday morning. Remember to go for excellence in your presentation.

Activity 1

Create/ research a Cornish food recipe.

Research Cornish recipes. Find a recipe that you can make, draw, or adapt. For example you could make a pasty and change the filling. You could draw and label a picture / or create a model if you are unable to make it.




Activity 2

Find out about a local myth or legend.

For example: Cornish knockers, the Giant on the Mount, the Mermaid of Zennor, the tale of Lyonesse, the Merry Maidens etc.

You can present this in any format you would like.



Activity 3

Research Cornish Place names:

Cornish places often have a meaning, for example Angarrack means 'The rock'.

Can you find the meaning of these place names: You could make a poster to display them - or represent it any way you like.

- | | |
|--------------|---------------|
| 1) Mousehole | 5) Bodmin |
| 2) Marazion | 6) Porthcurno |
| 3) Penzance | 7) Praa Sands |
| 4) Camborne | 8) Sennen |

Find any others that you find interesting to share.

Activity 4

Beach safety quiz:



- 1). What does the red flag mean?
- 2) How would you know if there was a riptide?
- 3) List 3 ways you can keep yourself afloat without an aid.
- 4) How would find out tide times? How would you know if the tide was coming in / out?
- 5) List 3 dangers found on the beach.


* Now, Create your own quiz with beach safety questions. *

Activity 5

Create a fact sheet of a Cornish bird/ animal

Please be as creative as you can with your presentation of this. You could include pictures, labelled diagrams and facts. Look at double page spreads of great examples on presentation.

Think about the habitat, what they eat, the different species, lifecycles, etc.



Activity 6

Create/ adapt a Cornish Myth or legend

Write your own story based on one of the Cornish Tales you have researched or invent a whole new tale to share. You could add illustrations or even make your own book./
Can you use any of your taught spag in your story.



Activity 7

Create - draw or make a map of Cornwall
Think carefully about your presentation

On your map can you label:

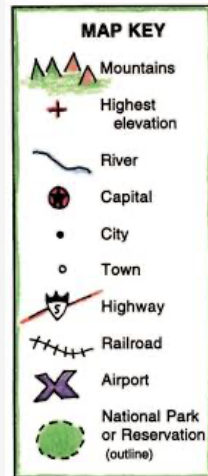
- 1) Penzance
- 2) Truro
- 3) Lands End
- 4) Falmouth
- 5) St. Ives
- 6) Liskeard
- 7) The Isles Of Scilly
- 8) Bodmin



Activity 8

Create a map of Penzance

Add a key to label key features in the town i.e school, home, parks, beaches and train station.



Activity 9

Create your own maths game

We have been learning about place value, however there are many elements in maths.

Can you create a board game/ another type of game to play with other children.



Children are also able to access Borrowbox and Epic reader to read at home. Epic provides levelled books linked to the children's AR score and the children are able to quiz.